
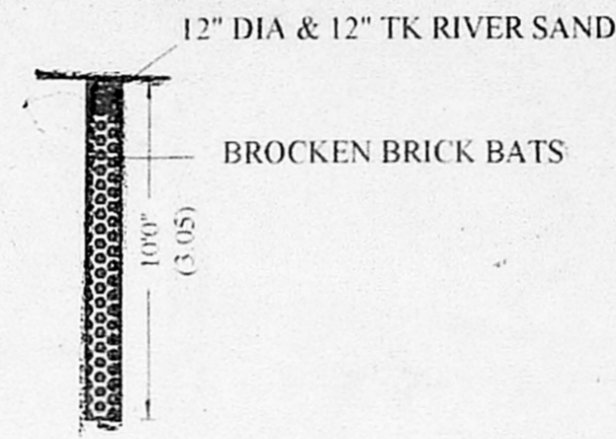
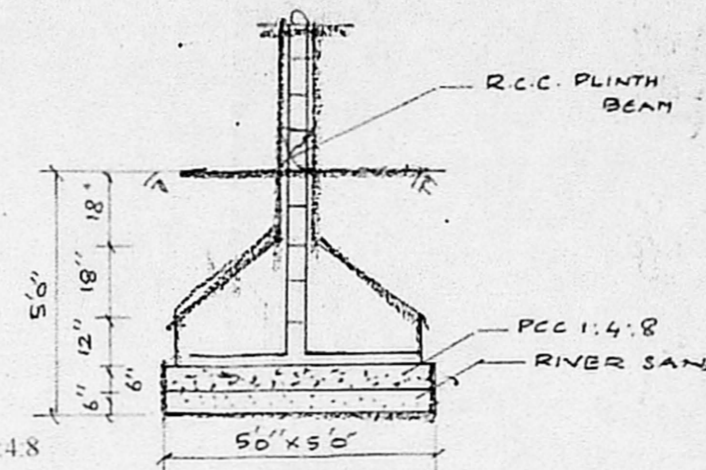



FRONT ELEVATION



SCHEDULE OF JOINERIES

MD	MAIN DOOR	3'-3"X7'-0"	(1.00X2.13)
D	DOOR	3'-0"X7'-0"	(0.91X2.13)
D1	DOOR	2'-6"X6'-6"	(0.76X1.98)
W	WINDOW	6'-0"X4'-6"	(1.83X1.37)
W1	WINDOW	4'-6"X4'-0"	(1.37X1.21)
W2	WINDOW	3'-0"X3'-6"	(0.91X1.07)
V	VENTILATOR	3'-0"X2'-0"	(0.91X0.61)

AREA SCHEDULE

	SQ. FT	SQ. MT
PLOT AREA	1050.00	97.58
GROUND FLOOR AREA	626.00	58.18
FIRST FLOOR AREA	656.00	60.97
TOTAL AREA	1282.00	119.14
PLOT COVERAGE	62.48 %	F.S.I. 1.22

COLOUR INDEX

PROPOSAL		ROAD	
BOUNDARY		EXISTING	

PLAN SHOWING THE PROPOSED BUILDING AT P.NO.1 PT, NEW S.NO.517/48, PATTI NO. 9841, NEW SECRETARIAT COLONY, 6th STREET, VELACHERY, CHENNAI-42. CORPORATION DIVISION NO.153, ZONE .10.

G. Pugalatha  
OWNER

K. KALIMUTHU, D.C.E., B.E.,  
Consulting Engineer & Licensed Surveyor (No.1)  
CORPORATION OF CHENNAI  
131/24-B, St. Ann's High School  
Velachery, Chennai-600 042.  
Ph: 2455502  
LICENSED SURVEYOR

